

Automated Haematology Analyser

XP-Series (XP-100, XP-300)

Simplicity Made
for You





XP-100

XP-300

The XP-series is a compact automated haematology analyser consisting of two models XP-100 and XP-300. The XP-series performs reliable analysis of 20 parameters (both in WB mode and PD mode) and displays analysis result with 3 histograms on a colour LCD screen.



Simplicity in Operation

Friendly to use due to Big Colour Touch Screen with intuitive graphic icons

Data from 20 parameters plus 3 histograms for RBC, PLT and WBC are presented via LCD graphic display and can be printed out from built-in thermal printer

On-board storage capacity for up to 40,000 data parameters including histograms (XP-300 only)

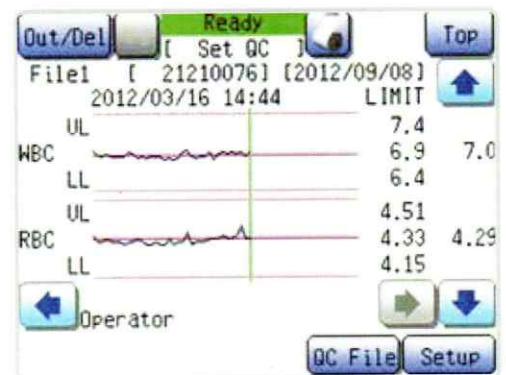
Daily maintenance by a single shut down procedure

Simplicity in Quality Control System

The XP-Series uses human bloodbased control material

The control information such as lot number, expiry date and data assay values can be easily input by scanning the assay sheet using a barcode reader, eliminating the risk of human error

The XP-series has 6 QC files on board. QC results automatically entered into the L-J or X bar chart for easy monitoring



Simplicity Made for You!

Accurate and Reliable Results

Fully automated analyser analysing 20 parameters in both WB and PD mode

Accurate detection technology inherent in Sysmex XP-series. The sample rotor valve measures the required volume of sample precisely to provide accurate and reliable WBC, RBC and PLT count

True red blood cell indices from direct HCT measurement

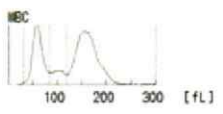
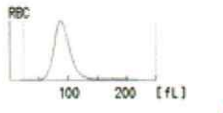

Excellent flagging system for reliable reporting

Accurate and reliable results for better patient management

References

1. T P, S A. Discriminant Functions In Distinguishing Beta Thalassemia Trait and Iron Deficiency Anaemia: The value of the RDW-SD. *The Internet Journal of Haematology*, 2010 Volume 7 Number 2.

2. Kaito K, Otsubo H, Usui N, Yoshida M, Tanno J, Kurihara E, et al. Platelet size deviation width, platelet large cell ratio, and mean platelet volume have sufficient sensitivity and specificity in the diagnosis of immune thrombocytopenia. *Br J Haematol*. 2005;128(5):698702.

Operator	
Operator 1	
ID. 1-010	
Date 2012/05/30	
Time 16:03	
Mode WB	
WBC	7.0 ×10 ⁹ /μL
RBC	4.39 ×10 ¹² /μL
HGB	13.3 g/dL
HCT	38.9 %
MCV	88.6 fL
MCH	30.3 pg
MCHC	34.2 g/dL
PLT	205 ×10 ⁹ /μL
	
LYM%	30.7 %
MXD%	9.6 %
NEUT%	59.7 %
LYM#	2.1 ×10 ⁹ /μL
MXD#	0.7 ×10 ⁹ /μL
NEUT#	4.2 ×10 ⁹ /μL
	
RDW-SD	39.0 fL
RDW-CV	11.6 %
	
PDW	13.0 fL
MPV	12.9 fL
P-LCR	18.9 %
PCT	0.26 %

Screening for inflammation

Distinct Neutrophil population provides clinical data useful for better patient management.

Screening for anaemia

Both RDW-SD and RDW-CV combined with MCV can set criteria for differentiation of iron deficiency anaemia and beta thalassaemia.¹

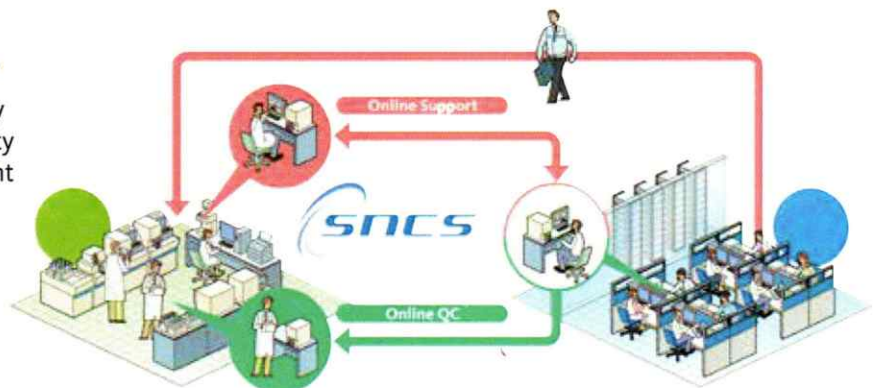
Screening for the cause of thrombocytopenia

PDW, P-LCR and MPV have sufficient sensitivity and specificity in the diagnosis of immune thrombocytopenia.²

SNCS (Sysmex Network Communication Systems) *

Online QC is a unique integration of daily internal QC, and international external quality assurance into just one QC measurement

Easy access to QC results in real-time



*XP-300 only

Specifications

ANALYSIS PRINCIPLE

WBC : DC detection method
RBC/PLT : DC detection method
HGB: Non-cyanide haemoglobin analysis method

PARAMETERS

Whole blood mode, Pre-diluted mode
WBC, RBC, HGB, HCT, MCV, MCH, MCHC, PLT
LYM%, MXD%, NEUT%, LYM#, MXD#, NEUT#
RDW-SD, RDW-CV, PDW, MPV, PCT, P-LCR

SAMPLE VOLUME

WB mode Approx. 50µL
PD mode Approx. 20µL

SAMPLE ID.

Up to 15 characters

QUALITY CONTROL MATERIAL

Eightcheck-3W (Low, Normal, High)

QUALITY CONTROL

60 plots x 6 files

THROUGHPUT

Approx. 60 samples per hours

CALIBRATOR MATERIAL

SCS-1000

DIMENSION (W X D X H)

Main Unit: 420 x 355 x 480 mm

WEIGHT

Approx. 30 kg

DATA STORAGE

XP-100 Up to 35,000 with histogram
XP-300 Up to 40,000 with histogram

PRINTER

Built-in Thermal Printer

INTERFACES

LAN (Ethernet for host computer)
Bar code reader (Handheld)
Serial port (for host computer/RS-232 C)
Graphic Printer (option)
LAN (SNCS service)

XP-300 is US FDA 510(k) cleared.

Design and specifications may be subject to change due to further product development.

Systemex Asia Pacific Pte Ltd

Tel +65 6221-3629 Fax +65 6221-3687
www.systemex-ap.com

Systemex India Pvt. Ltd

Tel: +91 (22) 6112-6666
www.systemex.co.in

PT Systemex Indonesia

Tel +62 (21) 3002-6688 Fax +62 (21) 3002-6699
www.systemex.co.id

Systemex (Malaysia) Sdn Bhd

Tel +60 (3) 5637-1788 Fax +60 (3) 5637-1688
www.systemex.com.my

Systemex New Zealand Ltd

Tel +64 (9) 630-3554
www.systemex.co.nz

Systemex (Thailand) Co., Ltd

Tel +66 (2) 032-2536 Fax +66 (2) 116-5396
www.systemex.co.th

Systemex Philippines Inc.

Tel +63 (2) 621-2460 Fax +63 (2) 621-2432
www.systemex.com.ph

Systemex Vietnam Co., Ltd

Tel +84 (8) 3997-9400 Fax +84 (8) 3997-9405
www.systemex.com.vn

Systemex Vietnam Co., Ltd (Hanoi Branch)

Tel +84 (4) 3776-7020 Fax +84 (4) 3776-7022
www.systemex.com.vn

Systemex Australia Pty Ltd

Tel: +61 (2) 9016-3040
www.systemex.com.au

Marketed & Distributed by :



(A JK GROUP OF COMPANY)

H.O. # 157, 1st Floor, 12th Main Nagendra Block, BSK 3rd Stage Bangalore - 560050.

B.O. # 55/1, 1st Floor, 2nd Main, 6th Cross Byatarayanapura, Bangalore - 560026.

Ph. : 080-26725522, Mob. : 9343408129

Mail ID : info@jkbiomed.com, varadharajan@jkbiomed.com

SAP/HAEMATOLOGY/XP-SERIES/22032019/v3.0